

|           |       |
|-----------|-------|
| PROJECT   | _____ |
| TYPE      | _____ |
| SPECIFIER | _____ |
| QUANTITY  | _____ |
| DATE      | _____ |

## BOLLA MONOPOINT SUSPENSION

### D41062-

base number                                      
 Color            Holder            Finish  
 Temperature    Options            Options

- To build a product code in our configurator select the specify button on the base model # product page
- To build a manual product code on this datasheet choose from the options listed below in blue font and add the suffix to the base model #

#### GENERAL

Series: Bolla  
 Subseries: Bolla Monopoint  
 Brand: Icone  
 Division: Design  
 Mounting Type: Suspension  
 Mounting Location: Ceiling  
 Subcategory: Pendant

#### PHYSICAL

Shape: Sphere  
 Diameter (mm): 600  
 Diameter (in): 23 5/8  
 Height (mm): 600  
 Height (in): 23 5/8  
 Light Distribution: Omnidirectional  
 Fixture Finish: [OPL / SMK / WMK](#)  
 Holder Finish: WHI / SMS  
 Fixture Material: Glass / Aluminum

#### ELECTRICAL

Lamp Type: LED  
 Input Wattage (W): 12  
 Dimming: [Non-Dimming / Phase Dimming \(120vac Only\)](#)  
 Driver Included: Yes  
 Driver Location: Integrated  
 Driver Type: Constant Voltage - Universal  
 Driver Class: Class 2  
 Input Voltage (V): 120 - 277  
 Output Voltage (V): 24

#### LED

[Color Temperature \(°K\): 2700 / 3000](#)  
 CRI: >90 CRI  
 Lamp Life (hrs): 50000


#### OPTICAL

#### RATINGS AND CERTIFICATIONS

Certified By: Certified for North American Standards  
 IP rating: IP20



Ø600mm 23 5/8"



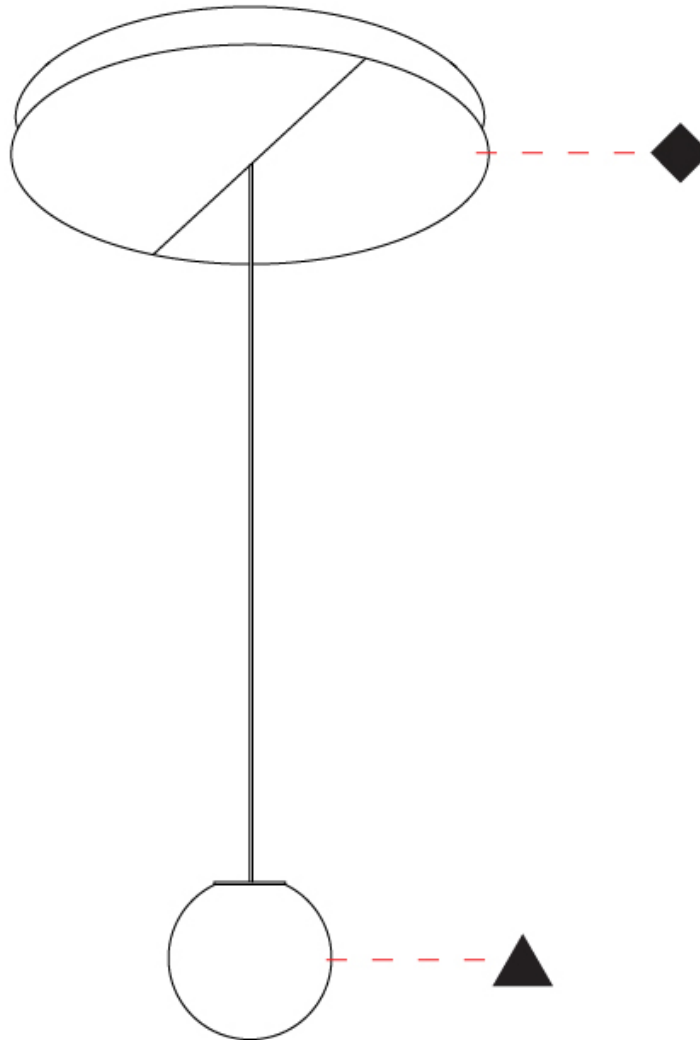
Ø200mm 7 7/8"



## BOLLA MONOPOINT SUSPENSION

D41062-

|           |       |
|-----------|-------|
| PROJECT   | _____ |
| TYPE      | _____ |
| SPECIFIER | _____ |
| QUANTITY  | _____ |
| DATE      | _____ |



D

|           |  |
|-----------|--|
| PROJECT   |  |
| TYPE      |  |
| SPECIFIER |  |
| QUANTITY  |  |
| DATE      |  |

## BOLLA MONOPOINT SUSPENSION

### D41063-

|             |             |         |         |
|-------------|-------------|---------|---------|
| base number | Color       | Holder  | Finish  |
|             | Temperature | Options | Options |

- To build a product code in our configurator select the specify button on the base model # product page
- To build a manual product code on this datasheet choose from the options listed below in blue font and add the suffix to the base model #

#### GENERAL

|                            |
|----------------------------|
| Series: Bolla              |
| Subseries: Bolla Monopoint |
| Brand: Icone               |
| Division: Design           |
| Mounting Type: Suspension  |
| Mounting Location: Ceiling |
| Subcategory: Pendant       |

#### PHYSICAL

|                                     |
|-------------------------------------|
| Shape: Sphere                       |
| Diameter (mm): 600                  |
| Diameter (in): 23 5/8               |
| Height (mm): 600                    |
| Height (in): 23 5/8                 |
| Light Distribution: Omnidirectional |
| Fixture Finish: OPL / SMK / WMK     |
| Holder Finish: WHi / SMS            |
| Fixture Material: Glass / Aluminum  |

#### ELECTRICAL

|  |
|--|
| Lamp Type: LED                                     |
| Input Wattage (W): 12                              |
| Dimming: Non-Dimming / Phase Dimming (120vac Only) |
| Driver Included: Yes                               |
| Driver Location: Integrated                        |
| Driver Type: Constant Voltage - Universal          |
| Driver Class: Class 2                              |
| Input Voltage (V): 120 - 277                       |
| Output Voltage (V): 24                             |

#### LED

|                                     |
|-------------------------------------|
| Color Temperature (°K): 2700 / 3000 |
| CRI: >90 CRI                        |
| Lamp Life (hrs): 50000              |

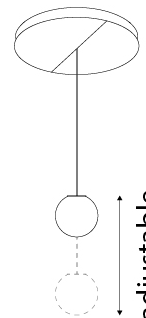
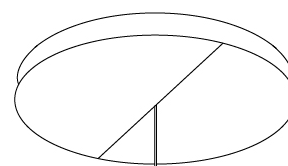
#### OPTICAL

#### RATINGS AND CERTIFICATIONS

|  |
|--|
| Certified By: Certified for North American Standards |
| IP rating: IP20                                      |



Ø600mm 23 5/8"



adjustable

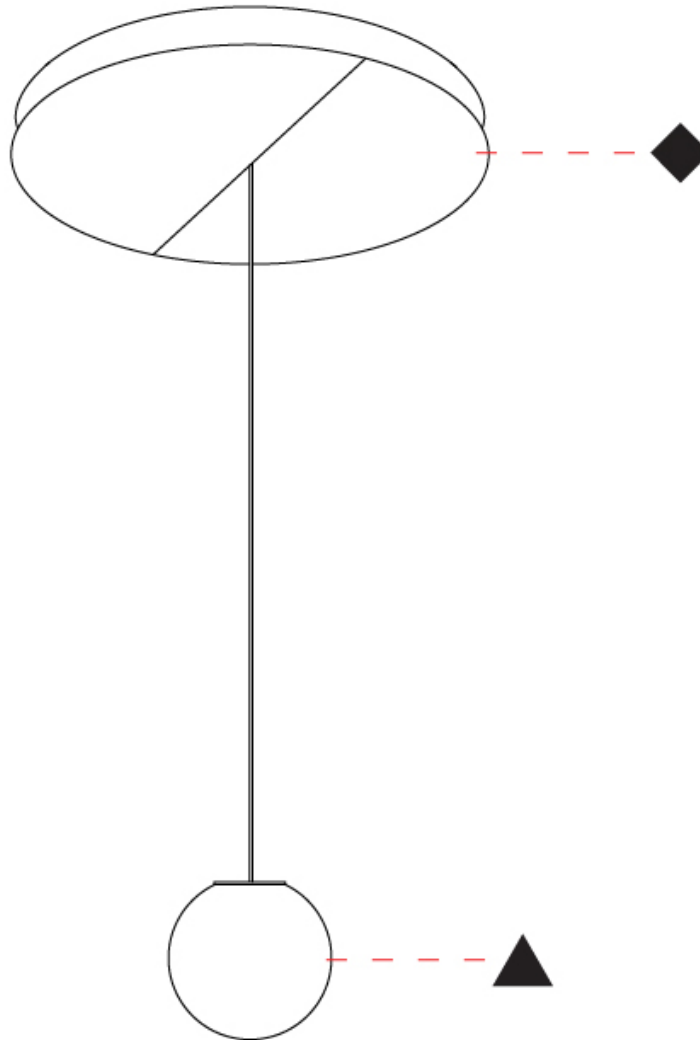
Ø200mm 7 7/8"



## BOLLA MONOPOINT SUSPENSION

D41063-

|           |       |
|-----------|-------|
| PROJECT   | _____ |
| TYPE      | _____ |
| SPECIFIER | _____ |
| QUANTITY  | _____ |
| DATE      | _____ |



D

|           |  |
|-----------|--|
| PROJECT   |  |
| TYPE      |  |
| SPECIFIER |  |
| QUANTITY  |  |
| DATE      |  |

## BOLLA MONOPOINT SUSPENSION

### D41065-

|             |                      |                   |                   |
|-------------|----------------------|-------------------|-------------------|
| base number | Color<br>Temperature | Holder<br>Options | Finish<br>Options |
|-------------|----------------------|-------------------|-------------------|

- To build a product code in our configurator select the specify button on the base model # product page
- To build a manual product code on this datasheet choose from the options listed below in blue font and add the suffix to the base model #

#### GENERAL

|                            |
|----------------------------|
| Series: Bolla              |
| Subseries: Bolla Monopoint |
| Brand: Icone               |
| Division: Design           |
| Mounting Type: Suspension  |
| Mounting Location: Ceiling |
| Subcategory: Pendant       |

#### PHYSICAL

|                                     |
|-------------------------------------|
| Shape: Sphere                       |
| Diameter (mm): 900                  |
| Diameter (in): 35 7/16              |
| Height (mm): 900                    |
| Height (in): 35 7/16                |
| Light Distribution: Omnidirectional |
| Fixture Finish: OPL / SMK / WMK     |
| Holder Finish: WHi / SMS            |
| Fixture Material: Glass / Aluminum  |

#### ELECTRICAL

|  |
|--|
| Lamp Type: LED (Zhaga Standard)                    |
| Input Wattage (W): 24                              |
| Dimming: Non-Dimming / Phase Dimming (120vac Only) |
| Driver Included: Yes                               |
| Driver Location: Integrated                        |
| Driver Type: Constant Voltage - Universal          |
| Driver Class: Class 2                              |
| Input Voltage (V): 120 - 277                       |
| Output Voltage (V): 24                             |

#### LED

|                                     |
|-------------------------------------|
| Color Temperature (°K): 2700 / 3000 |
| CRI: >90 CRI                        |
| Lamp Life (hrs): 50000              |

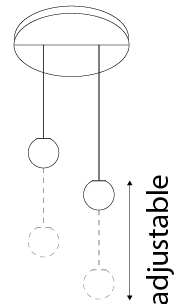

#### OPTICAL

#### RATINGS AND CERTIFICATIONS

|  |
|--|
| Certified By: Certified for North American Standards |
| IP rating: IP20                                      |



Ø900mm 35 7/16"



## BOLLA MONOPOINT SUSPENSION

D41065-

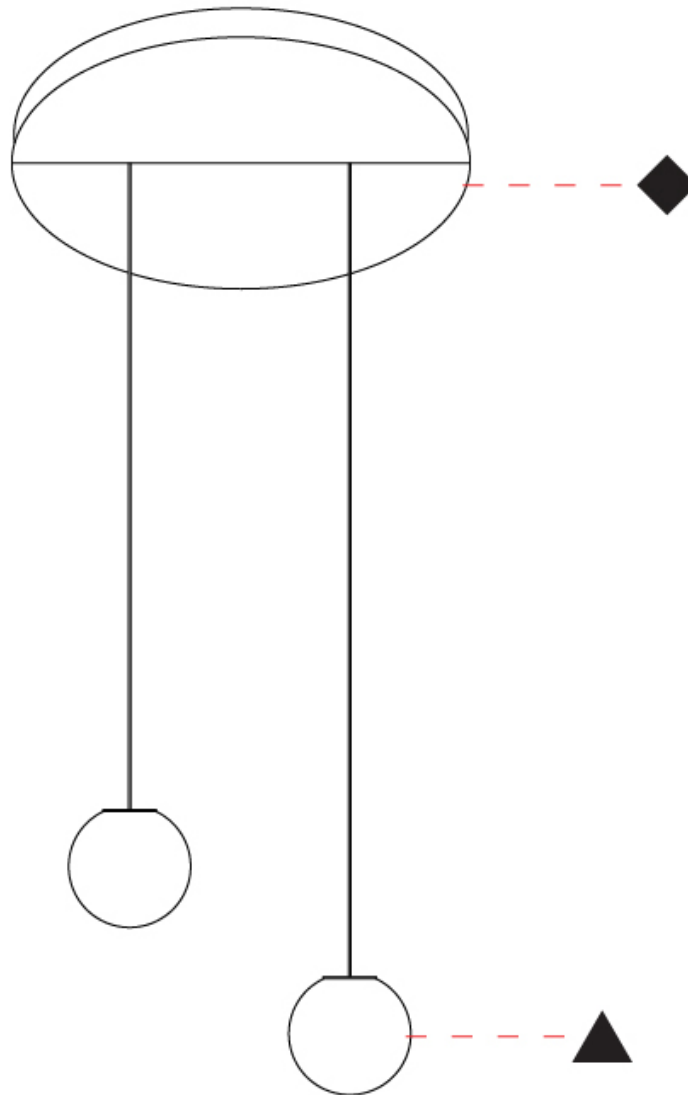
PROJECT

TYPE

SPECIFIER

QUANTITY

DATE



D

## BOLLA MONOPOINT SUSPENSION

### D41066-

base number    Color    Holder    Finish  
 Temperature    Options    Options

- To build a product code in our configurator select the specify button on the base model # product page
- To build a manual product code on this datasheet choose from the options listed below in blue font and add the suffix to the base model #

#### GENERAL

Series: Bolla  
 Subseries: Bolla Monopoint  
 Brand: Icone  
 Division: Design  
 Mounting Type: Suspension  
 Mounting Location: Ceiling  
 Subcategory: Pendant

#### PHYSICAL

Shape: Sphere  
 Diameter (mm): 160  
 Diameter (in): 6 <sup>5</sup>/<sub>16</sub>  
 Height (mm): 160  
 Height (in): 6 <sup>5</sup>/<sub>16</sub>  
 Light Distribution: Omnidirectional  
 Fixture Finish: OPL / SMK / WMK  
 Holder Finish: WHi / SMS  
 Fixture Material: Glass / Aluminum

#### ELECTRICAL

Lamp Type: LED (Zhaga Standard)  
 Input Wattage (W): 7.5  
 Dimming: Non-Dimming / Phase Dimming (120vac Only)  
 Driver Included: Yes  
 Driver Location: Integrated  
 Driver Type: Constant Voltage - Universal  
 Driver Class: Class 2  
 Input Voltage (V): 120 - 277  
 Output Voltage (V): 24

#### LED

Color Temperature (°K): 2700 / 3000  
 CRI: >90 CRI  
 Lamp Life (hrs): 50000

#### OPTICAL


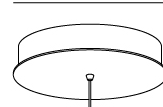
#### RATINGS AND CERTIFICATIONS

Certified By: Certified for North American Standards  
 IP rating: IP20

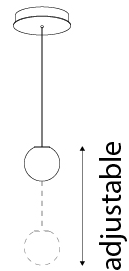
|           |
|-----------|
| PROJECT   |
| TYPE      |
| SPECIFIER |
| QUANTITY  |
| DATE      |



Ø260mm 10 ¼"



Ø160mm 6 5/16"



## BOLLA MONOPOINT SUSPENSION

D41066-


PROJECT

TYPE

SPECIFIER

QUANTITY

DATE



D



|           |
|-----------|
| PROJECT   |
| TYPE      |
| SPECIFIER |
| QUANTITY  |
| DATE      |

## BOLLA MONOPOINT SUSPENSION

### D41067-

|             |                      |                   |                   |
|-------------|----------------------|-------------------|-------------------|
| base number | Color<br>Temperature | Holder<br>Options | Finish<br>Options |
|-------------|----------------------|-------------------|-------------------|

- To build a product code in our configurator select the specify button on the base model # product page
- To build a manual product code on this datasheet choose from the options listed below in blue font and add the suffix to the base model #

#### GENERAL

|                            |
|----------------------------|
| Series: Bolla              |
| Subseries: Bolla Monopoint |
| Brand: Icone               |
| Division: Design           |
| Mounting Type: Suspension  |
| Mounting Location: Ceiling |
| Subcategory: Pendant       |

#### PHYSICAL

|                                     |
|-------------------------------------|
| Shape: Sphere                       |
| Diameter (mm): 160                  |
| Diameter (in): 6 5/16               |
| Height (mm): 160                    |
| Height (in): 6 5/16                 |
| Light Distribution: Omnidirectional |
| Fixture Finish: OPL / SMK / WMK     |
| Holder Finish: WHi / SMS            |
| Fixture Material: Glass / Aluminum  |

#### ELECTRICAL

|  |
|--|
| Lamp Type: LED (Zhaga Standard)                    |
| Input Wattage (W): 7.5                             |
| Dimming: Non-Dimming / Phase Dimming (120vac Only) |
| Driver Included: Yes                               |
| Driver Location: Integrated                        |
| Driver Type: Constant Voltage - Universal          |
| Driver Class: Class 2                              |
| Input Voltage (V): 120 - 277                       |
| Output Voltage (V): 24                             |

#### LED

|                                     |
|-------------------------------------|
| Color Temperature (°K): 2700 / 3000 |
| CRI: >90 CRI                        |
| Lamp Life (hrs): 50000              |

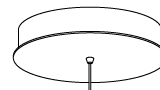
#### OPTICAL

#### RATINGS AND CERTIFICATIONS

|  |
|--|
| Certified By: Certified for North American Standards |
| IP rating: IP20                                      |



Ø260mm 10 1/4"



Ø160mm 6 5/16"



## BOLLA MONOPOINT SUSPENSION

D41067-


PROJECT

TYPE

SPECIFIER

QUANTITY

DATE



D

|           |  |
|-----------|--|
| PROJECT   |  |
| TYPE      |  |
| SPECIFIER |  |
| QUANTITY  |  |
| DATE      |  |

## BOLLA MONOPOINT SUSPENSION

### D41068-

|             |             |         |         |
|-------------|-------------|---------|---------|
| base number | Color       | Holder  | Finish  |
|             | Temperature | Options | Options |

- To build a product code in our configurator select the specify button on the base model # product page
- To build a manual product code on this datasheet choose from the options listed below in blue font and add the suffix to the base model #

#### GENERAL

|                            |
|----------------------------|
| Series: Bolla              |
| Subseries: Bolla Monopoint |
| Brand: Icone               |
| Division: Design           |
| Mounting Type: Suspension  |
| Mounting Location: Ceiling |
| Subcategory: Pendant       |

#### PHYSICAL

|                                     |
|-------------------------------------|
| Shape: Sphere                       |
| Diameter (mm): 200                  |
| Diameter (in): 7 7/8                |
| Height (mm): 200                    |
| Height (in): 7 7/8                  |
| Light Distribution: Omnidirectional |
| Fixture Finish: OPL / SMK / WMK     |
| Holder Finish: WHi / SMS            |
| Fixture Material: Glass / Aluminum  |

#### ELECTRICAL

|  |
|--|
| Lamp Type: LED                                     |
| Input Wattage (W): 12                              |
| Dimming: Non-Dimming / Phase Dimming (120vac Only) |
| Driver Included: Yes                               |
| Driver Location: Integrated                        |
| Driver Type: Constant Voltage - Universal          |
| Driver Class: Class 2                              |
| Input Voltage (V): 120 - 277                       |
| Output Voltage (V): 24                             |

#### LED

|                                     |
|-------------------------------------|
| Color Temperature (°K): 2700 / 3000 |
| CRI: >90 CRI                        |
| Lamp Life (hrs): 50000              |


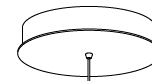
#### OPTICAL

#### RATINGS AND CERTIFICATIONS

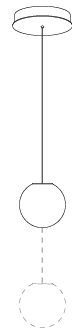
|  |
|--|
| Certified By: Certified for North American Standards |
| IP rating: IP20                                      |



Ø260mm 10 1/4"



Ø200mm 7 7/8"



adjustable



## BOLLA MONOPOINT SUSPENSION

D41068-

|           |       |
|-----------|-------|
| PROJECT   | _____ |
| TYPE      | _____ |
| SPECIFIER | _____ |
| QUANTITY  | _____ |
| DATE      | _____ |



D

## BOLLA MONOPOINT SUSPENSION

### D41069-

base number                                            
 Color            Holder            Finish  
 Temperature    Options            Options

- To build a product code in our configurator select the specify button on the base model # product page
- To build a manual product code on this datasheet choose from the options listed below in blue font and add the suffix to the base model #

#### GENERAL

Series: Bolla  
 Subseries: Bolla Monopoint  
 Brand: Icone  
 Division: Design  
 Mounting Type: Suspension  
 Mounting Location: Ceiling  
 Subcategory: Pendant

#### PHYSICAL

Shape: Sphere  
 Diameter (mm): 200  
 Diameter (in): 7 7/8  
 Height (mm): 200  
 Height (in): 7 7/8  
 Light Distribution: Omnidirectional  
 Fixture Finish: [OPL / SMK / WMK](#)  
 Holder Finish: WHi / SMS  
 Fixture Material: Glass / Aluminum

#### ELECTRICAL

Lamp Type: LED  
 Input Wattage (W): 12  
 Dimming: [Non-Dimming / Phase Dimming \(120vac Only\)](#)  
 Driver Included: Yes  
 Driver Location: Integrated  
 Driver Type: Constant Voltage - Universal  
 Driver Class: Class 2  
 Input Voltage (V): 120 - 277  
 Output Voltage (V): 24

#### LED

[Color Temperature \(°K\): 2700 / 3000](#)  
 CRI: >90 CRI  
 Lamp Life (hrs): 50000

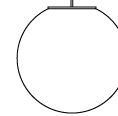
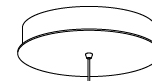
#### OPTICAL

#### RATINGS AND CERTIFICATIONS

Certified By: Certified for North American Standards  
 IP rating: IP20



Ø260mm 10 1/4"



Ø200mm 7 7/8"



## BOLLA MONOPOINT SUSPENSION

D41069-

PROJECT \_\_\_\_\_

TYPE \_\_\_\_\_

SPECIFIER \_\_\_\_\_

QUANTITY \_\_\_\_\_

DATE \_\_\_\_\_



D

|           |
|-----------|
| PROJECT   |
| TYPE      |
| SPECIFIER |
| QUANTITY  |
| DATE      |

## BOLLA MONOPOINT SUSPENSION

**D41070-** - -  
 base number    Color    Holder    Finish  
                          Temperature    Options    Options

- To build a product code in our configurator select the specify button on the base model # product page
- To build a manual product code on this datasheet choose from the options listed below in blue font and add the suffix to the base model #

### GENERAL

Series: Bolla  
 Subseries: Bolla Monopoint  
 Brand: Icone  
 Division: Design  
 Mounting Type: Suspension  
 Mounting Location: Ceiling  
 Subcategory: Pendant

### PHYSICAL

Shape: Sphere  
 Diameter (mm): 250  
 Diameter (in): 9 <sup>13</sup>/<sub>16</sub>  
 Light Distribution: Omnidirectional  
 Fixture Finish: OPL / SMK / WMK  
 Holder Finish: WHI / SMS  
 Fixture Material: Glass / Aluminum

### ELECTRICAL

Lamp Type: LED (Zhaga Standard)  
 Input Wattage (W): 12  
 Dimming: Non-Dimming / Phase Dimming (120vac Only)  
 Driver Included: Yes  
 Driver Location: Integrated  
 Driver Type: Constant Voltage - Universal  
 Driver Class: Class 2  
 Input Voltage (V): 120 - 277  
 Output Voltage (V): 24

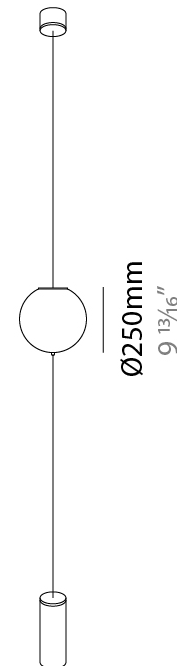
### LED

Color Temperature (°K): 2700 / 3000  
 CRI: >90 CRI  
 Lamp Life (hrs): 50000

### OPTICAL

### RATINGS AND CERTIFICATIONS

Certified By: Certified for North American Standards  
 IP rating: IP20



## BOLLA MONOPOINT SUSPENSION

D41070-

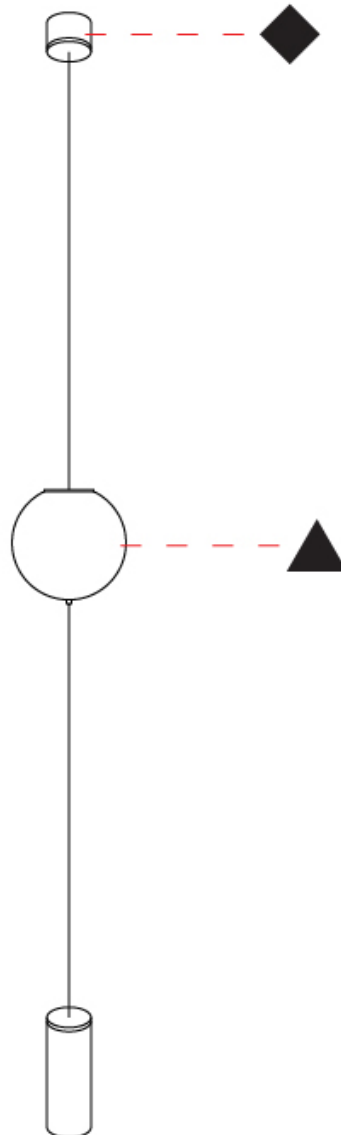
PROJECT

TYPE

SPECIFIER

QUANTITY

DATE



D



## BOLLA MONOPOINT SUSPENSION

**D44021-** - -

base number    Color    Holder    Finish  
 Temperature    Options    Options

- To build a product code in our configurator select the specify button on the base model # product page
- To build a manual product code on this datasheet choose from the options listed below in blue font and add the suffix to the base model #

### GENERAL

Series: Bolla  
 Subseries: Bolla Monopoint  
 Brand: Icone  
 Division: Design  
 Mounting Type: Suspension  
 Mounting Location: Ceiling  
 Subcategory: Pendant

### PHYSICAL

Shape: Sphere  
 Diameter (mm): 250  
 Diameter (in): 9 <sup>13</sup>/<sub>16</sub>  
 Light Distribution: Omnidirectional  
 Fixture Finish: OPL / SMK / WMK  
 Holder Finish: WHi / SMS  
 Fixture Material: Glass / Aluminum

### ELECTRICAL

Lamp Type: LED  
 Input Wattage (W): 12  
 Dimming: Non-Dimming / Phase Dimming 120/277Vac  
 Driver Included: Yes  
 Driver Location: Integrated  
 Driver Type: Constant Voltage - Universal  
 Driver Class: Class 2  
 Input Voltage (V): 120 - 277  
 Output Voltage (V): 24

### LED

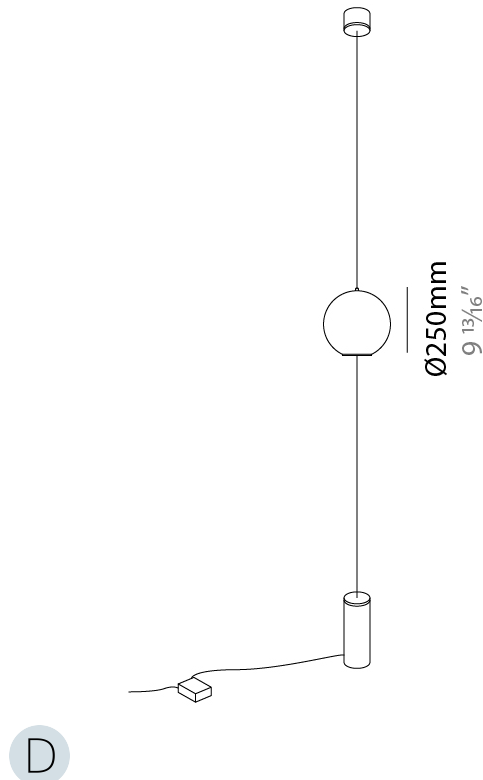
Color Temperature (°K): 2700 / 3000  
 CRI: >90 CRI  
 Lamp Life (hrs): 50000

### OPTICAL

### RATINGS AND CERTIFICATIONS

Certified By: Certified for North American Standards  
 IP rating: IP20

|           |
|-----------|
| PROJECT   |
| TYPE      |
| SPECIFIER |
| QUANTITY  |
| DATE      |



## BOLLA MONOPOINT SUSPENSION

D44021-

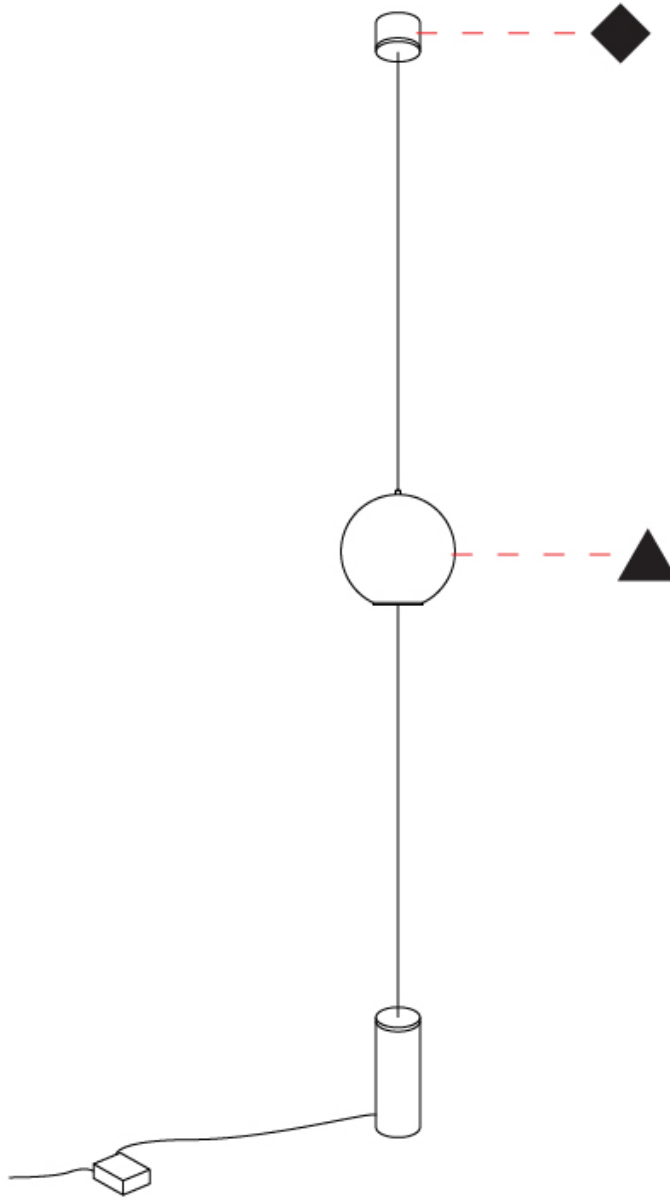
PROJECT

TYPE

SPECIFIER

QUANTITY

DATE



D

## BOLLA COLOR FINISH CHART

PROJECT \_\_\_\_\_

TYPE \_\_\_\_\_


SPECIFIER \_\_\_\_\_

QUANTITY \_\_\_\_\_


DATE \_\_\_\_\_

### Fixture Finish

Opal - OPL



Smoke - SMK




Watermark - WMK



### Holder Finish

Smoke Steel - SMS



**Digital:** Not all screens are calibrated the same, and therefore, colors will appear differently between screens.

**Physical:** When texture is involved, there will be variations in color, character and tone within a product series and between product families.



|           |  |
|-----------|--|
| PROJECT   |  |
| TYPE      |  |
| SPECIFIER |  |
| QUANTITY  |  |
| DATE      |  |

### LEGEND

|  |   |  |  |  |  |
|--|---|--|--|--|--|
|  | floor-mounted   |  | pivotal  |  | special LED (upon request) RGB, RGBW, tunable, gold+, meat+, art+, fashion+                    |
|  | wall and ceiling: recessed and surface mounted            |  | rotating   |  | warm dim / natural dimming LED   |
|  | ceiling-mounted and wall-mounted                          |  | illuminate tilted  |  | rechargeable battery powered   |
|  | wall-mounted  |  | color of suspension cable                                    |  | fixture with natural vivid LED (upon request)  |
|  | omni-directional light distribution                       |  | length of suspension cable                                   |  | color rendering index  |
|  | direct light distribution                                 |  | reflector degree selection                                   |  | color temperature  |
|  | direct/indirect light distribution                        |  | super spot   |  | lumen (luminous flux)  |
|  | indirect light distribution                               |  | lens   |  | efficacy (lumens per watt)   |
|  | asymmetric light distribution                             |  | lens pack  |  | Unified Glare Rating (UGR) range from 5-40   |
|  | aura light distribution                                   |  | shine ring   |  | marine grade (AISI 316 stainless steel)  |
|  | round wall or ceiling cut-out                             |  | integrated shine ring with diffuser                          |  | walk on  |
|  | square wall or ceiling cut-out                            |  | free individual colors 01-29                                 |  | drive on   |
|  | the supplied jig specifies the cutout dimensions          |  | individual colors: 00 (free of charge), 01-25 (extra charge) |  | Dark Sky Compliance  |
|  | minimum distance (meters) lamp - object                   |  | luminaire part to be colored (F1)                            |  | Americans with Disabilities Act (less than 4" off the wall located between 27"-84" from floor) |
|  | recessed depth  |  | luminaire part to be colored (F2)                            |  | lamp protected against explosion   |
|  | ceiling thickness in mm                                   |  | luminaire part to be colored (F3)                            |  | blown glass using traditional methods by master glass blower                                   |
|  | ceiling thickness selection                               |  | luminaire part to be colored (F4)                            |  | acoustic material  |
|  | dimnable DP (phase), DV (0-10V), DD (dali), DS (step-dim) |  | luminaire part to be colored (F5)                            |  | protection class I, protection insulation  |
|  | included or excluded LED driver/transformer/control gear  |  | color of 3-circuit adaptor                                   |  | protection class II, protection insulation   |
|  | separately switchable                                     |  | indirect diffuser  |  | ETL Certified to UL and CSA Standards  |
|  | sensor  |  | direct diffuser  |  | UL Certified to UL and CSA Standards   |
|  | remote control  |  | ball-proof (upon request)                                    |  | CSA Certified to UL and CSA Standards  |
|  | available upon request                                    |  | accessory  |  | Certified for North American Standards   |

### IP RATING

|  |  |
|--|--|
|  | protected against ingress of solid bodies greater than 12.5mm (finger)   |
|  | protected against ingress of solid bodies greater than 2.5mm<br>protected against sprays of water up to 60 degrees from the vertical (rain)      |
|  | protected against ingress of solid bodies greater than 1mm (wire)<br>no protection against the ingress of moisture                               |
|  | protected against ingress of solid bodies greater than 1mm (wire)<br>protected against sprays of water up to 60 degrees from the vertical (rain) |
|  | protected against ingress of solid bodies greater than 1mm (wire)<br>protected against water splashed from all directions                        |
|  | protected against limited ingress of dust (wet rooms/covered outdoor areas)<br>protected against water splashed from all directions              |
|  | protected against ingress of dust<br>protected against jets of water   |
|  | protected against ingress of dust<br>protected against powerful jets of water or heavy seas  |
|  | protected against ingress of dust<br>protected against immersion of water between 15cm - 1m for 30 minutes                                       |
|  | protected against ingress of dust<br>protected against immersion of water under pressure for long periods  |

### IK RATING

|  |   |
|--|---|
|  | protected against 0.14 joules impact (equivalent to 0.25kg mass dropped from 56mm above the surface)  |
|  | protected against 0.2 joules impact (equivalent to 0.25kg mass dropped from 80mm above the surface)   |
|  | protected against 0.35 joules impact (equivalent to 0.25kg mass dropped from 140mm above the surface) |
|  | protected against 0.5 joules impact (equivalent to 0.25kg mass dropped from 200mm above the surface)  |
|  | protected against 0.7 joules impact (equivalent to 0.25kg mass dropped from 280mm above the surface)  |
|  | protected against 1 joules impact (equivalent to 0.25kg mass dropped from 400mm above the surface)    |
|  | protected against 2 joules impact (equivalent to 0.5kg mass dropped from 400mm above the surface)     |
|  | protected against 5 joules impact (equivalent to 1.7kg mass dropped from 300mm above the surface)     |
|  | protected against 10 joules impact (equivalent to 5.0kg mass dropped from 200mm above the surface)    |
|  | protected against 20 joules impact (equivalent to 5.0kg mass dropped from 400mm above the surface)    |